



**H1-2024 CARGO THEFT TRENDS - US**

Increase in Total Cargo Thefts vs H1-2023

**50%**

---

Average Loss Value

**\$155,230**

Criminals are targetting high-value loads.

---

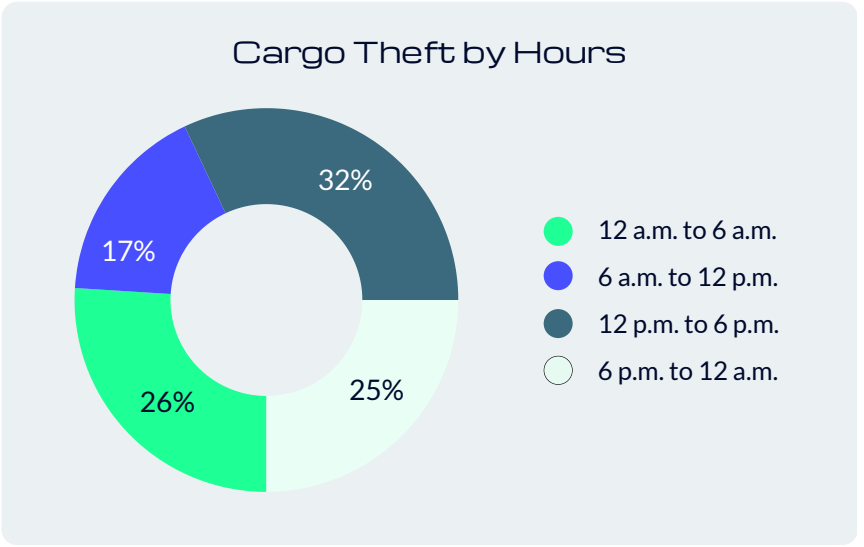
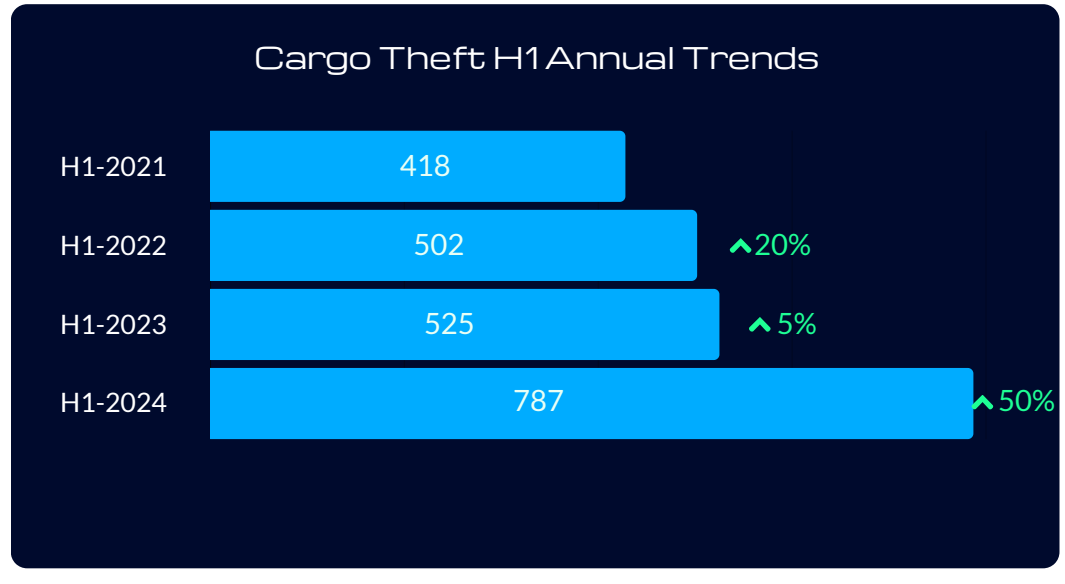
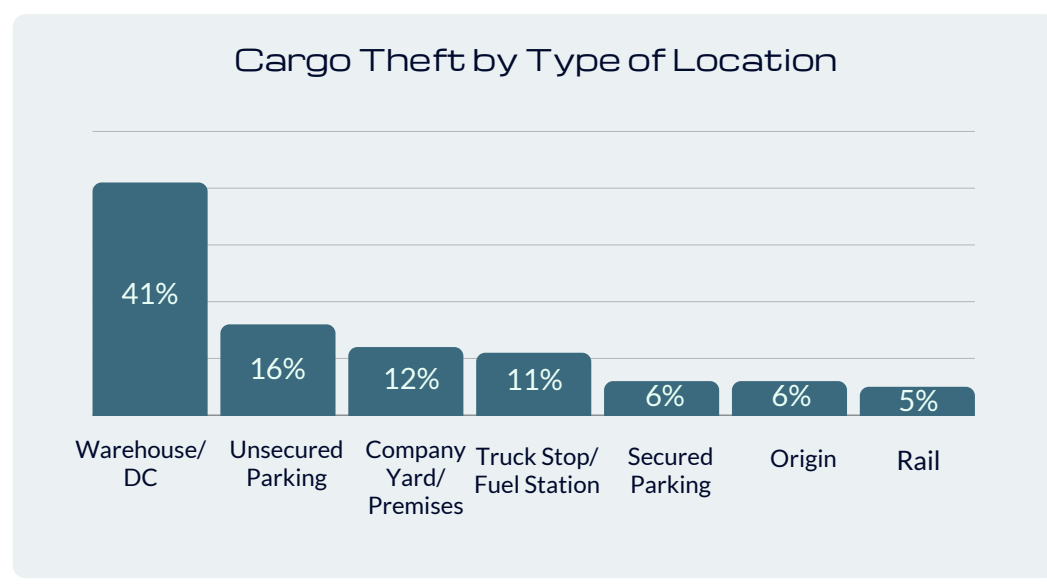
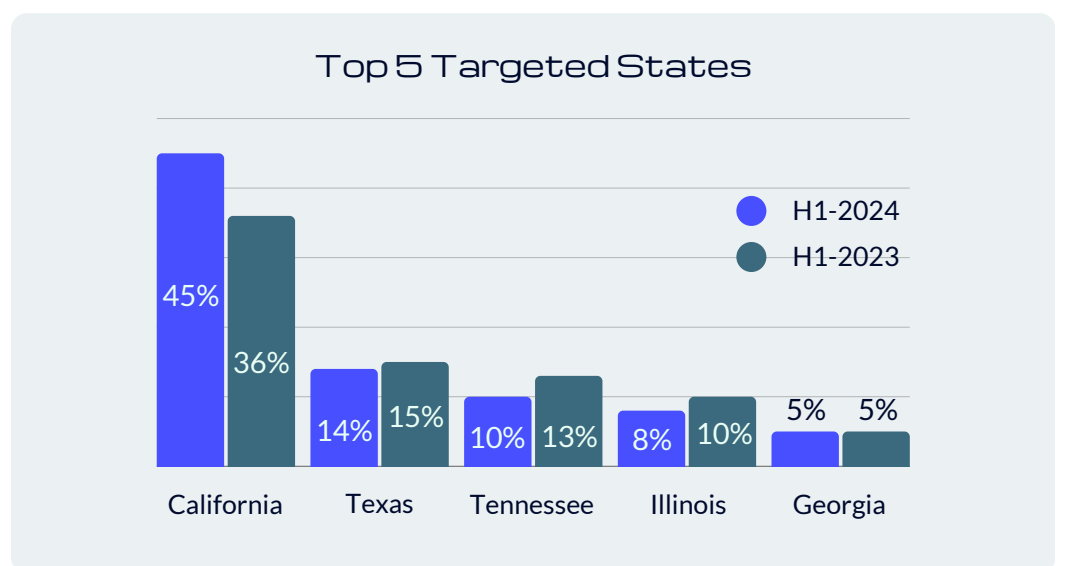
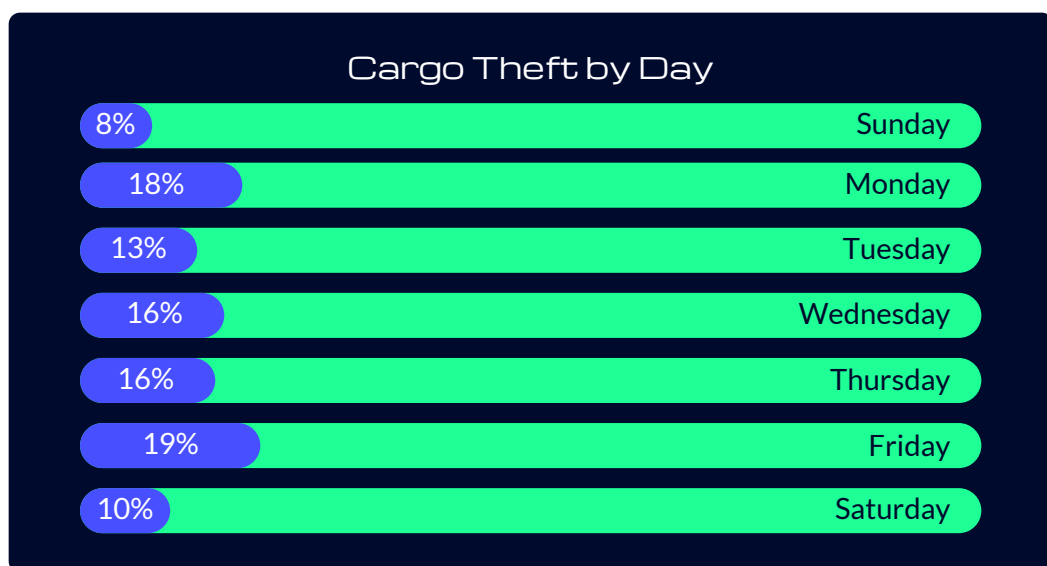
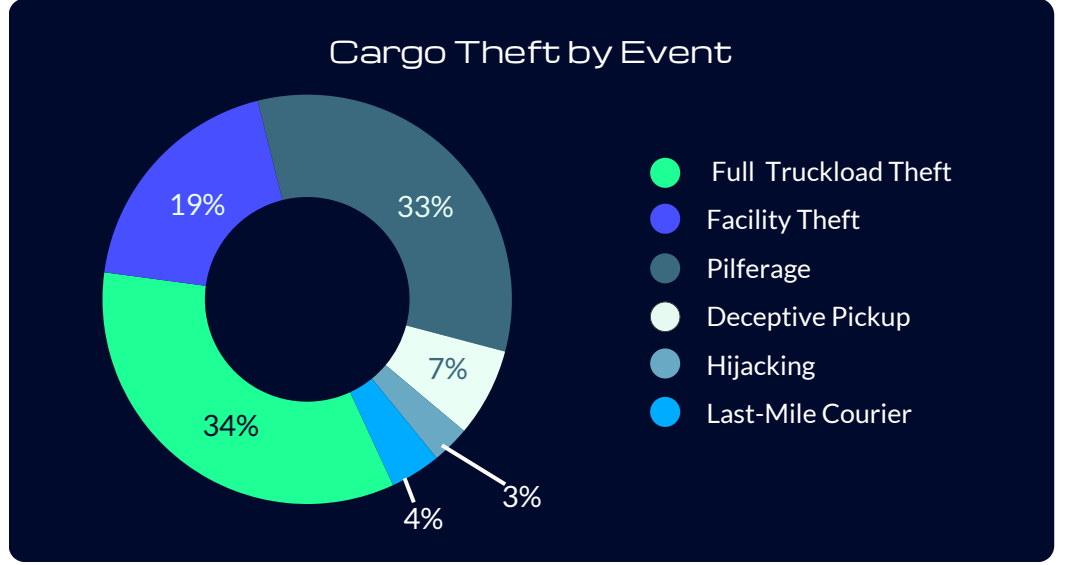
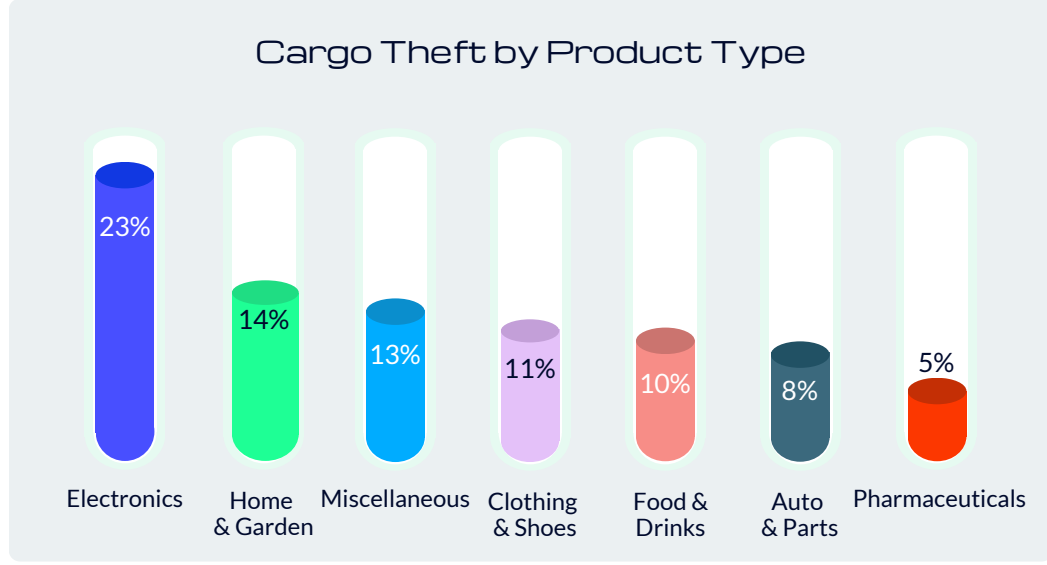
Average Cargo Thefts per Day

**5.17**

---

Total Recorded Cargo Thefts

**787**



### Highlight - Recovery Case

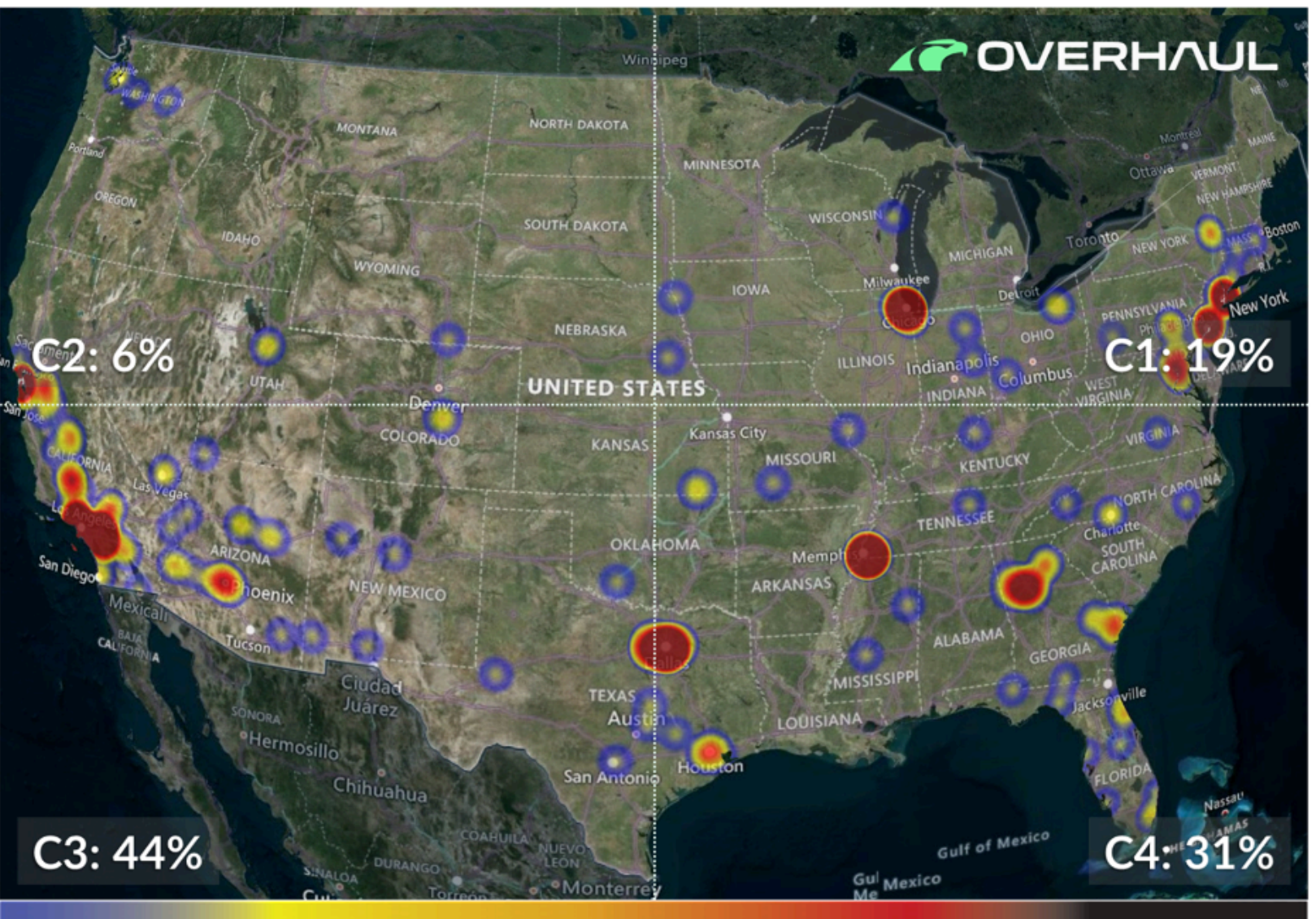
**Stanton, California | Electronics | March, 24**

Overhaul's monitoring and recovery team recently played a crucial role in the successful recovery of a shipment of electronics in Southern California. The shipment was detected by Overhaul's monitoring team as deviating from its established route and heading towards SOCAL, where it stopped at a warehouse in Stanton, CA. The recovery team was immediately activated and contacted the California Highway Patrol for assistance.

Upon arrival, the officers witnessed electronics being unloaded at the location. However, they were unable to enter the warehouse without a warrant.

The next morning, the California Highway Patrol had the warehouse under surveillance and observed a tractor-trailer arrive and more unknown product being unloaded. Once they obtained the warrant, they locked down the warehouse and detained all suspects.

Upon inspection of the trailer, it was discovered that it was empty and the suspects were in the process of loading the electronics into the newly arrived tractor-trailer. Thanks to the quick actions of monitoring and recovery teams the cargo was secured and taken back to its origin, preventing any potential loss for the client. This successful recovery is a testament to the effectiveness of Overhaul's logistics risk management software and services in preventing cargo theft and other issues while in transit.



Macy's operates in 45 states and has fulfillment and distribution centers located in areas of high cargo crime. These centers were strategically located to aid in the delivery of the inventory for both online and brick-and-mortar sales.

#### Riskiest Over the Road Lanes in the U.S.

- Torrance, CA - Phoenix, AZ. represents 32% of all theft in the U.S.
- Torrance, Ca. - Albuquerque, NM. represents 31% of all theft in the U.S.
- Torrance, CA - Sacramento, CA. represents 22% of all theft in the U.S.

#### Top 4 States with the Highest Theft Rates

- California accounts for 45% of cargo theft in the U.S. - 3 operation centers in California
- Texas accounts for 14% of cargo theft in the U.S. - 4 operation centers in Texas
- Tennessee accounts for 10% of cargo theft in the U.S.
- Illinois accounts for 8% of cargo theft in the U.S. - 1 operation center

Macy's operation centers are situated in areas with a high risk of cargo theft, and the transportation routes commonly used to distribute their products across the U.S. are among the riskiest. Additionally, Macy's operates centers in Los Angeles and the Dallas-Fort Worth area - both known for elevated criminal activities. These elements combined significantly heighten the security challenges faced by Macy's in their logistics operations.

#### What Overhaul provides to diminish this risk:

- 80% reduction in theft attempts
- 96% recovery rate of stolen goods

#### Overhaul Intelligence:

- The logistics industry in the Midwest is experiencing a significant rise in fraudulent activities, with multiple groups using diverse tactics to steal high-value cargo. The theft ranges from straightforward stealing to complex schemes like false documentation and identity theft
- Overhaul has intelligence on organized crime groups targeting cargo across the US



# Q1-2024 CARGO THEFT TRENDS - US

Increase in Total Cargo Thefts vs Q1-2023

38%

Average Loss Value

\$210,597

Criminals are targetting high-value loads.

Average Cargo Thefts per Day

4.12

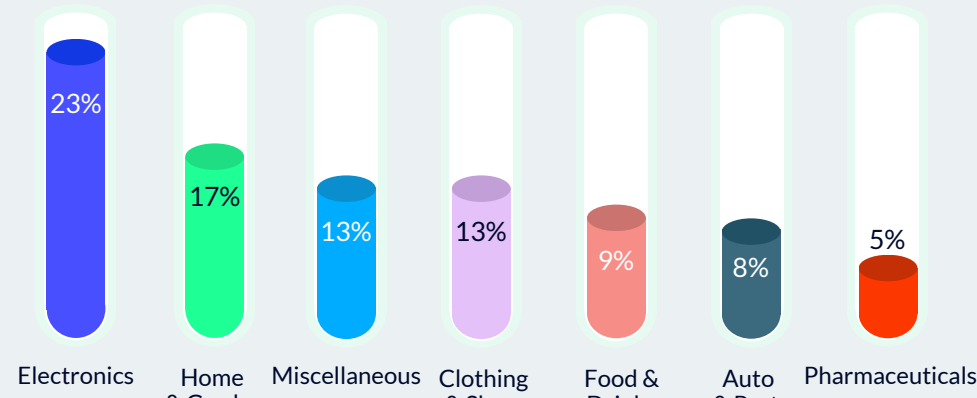
Total Recorded Cargo Thefts

371

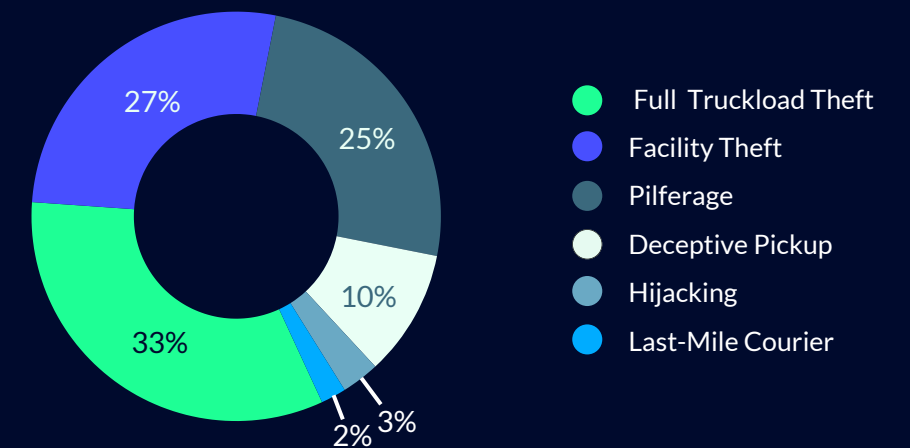
Average Cargo Thefts per Month

124

## Cargo Theft by Product Type



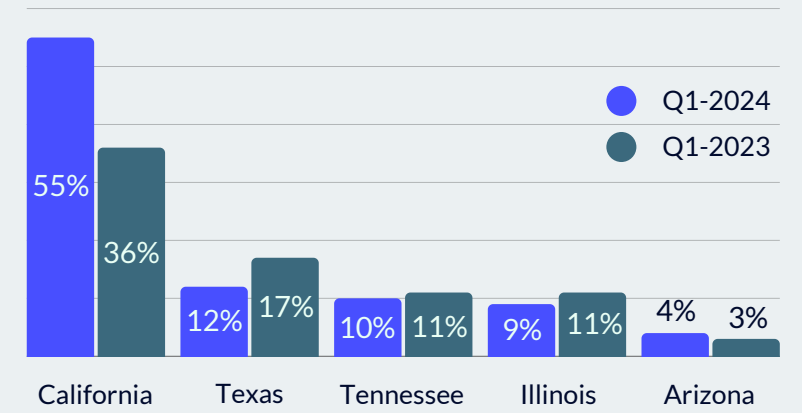
## Cargo Theft by Event



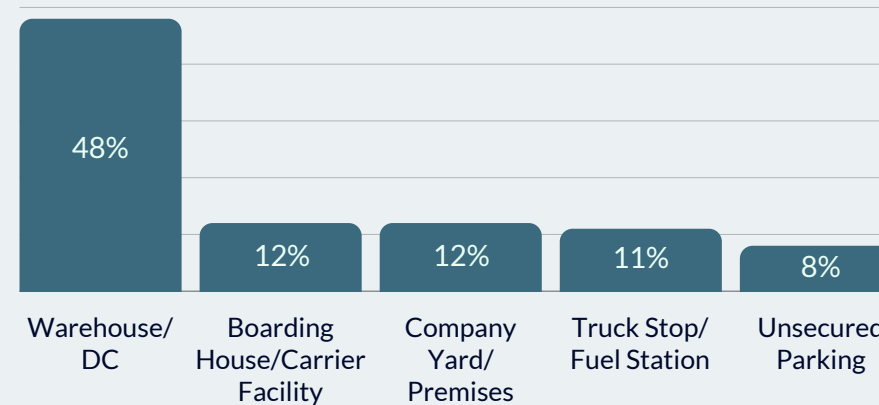
## Cargo Theft by Day



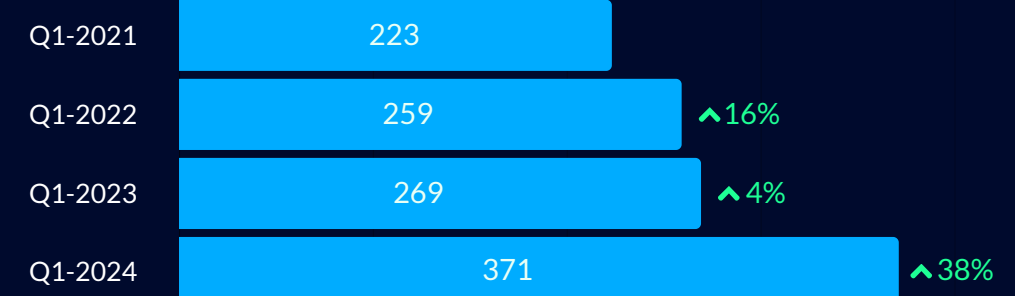
## Top 5 Targeted States



## Cargo Theft by Type of Location

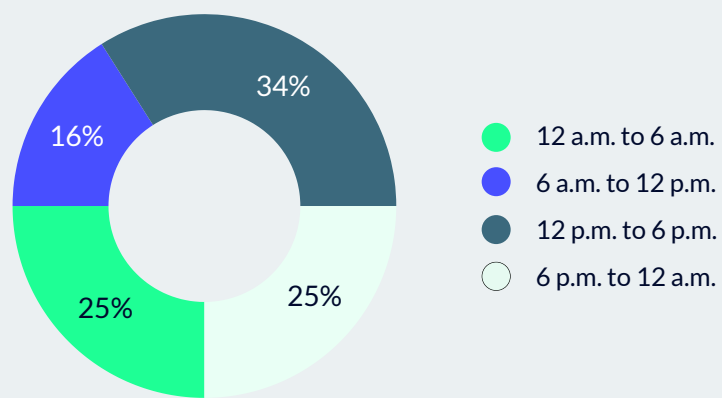


## Cargo Theft Q1 Annual Trends



-3% predictive base decrease in cargo theft volume for Q2-2024

## Cargo Theft by Hours



## Highlight - Recovery Case

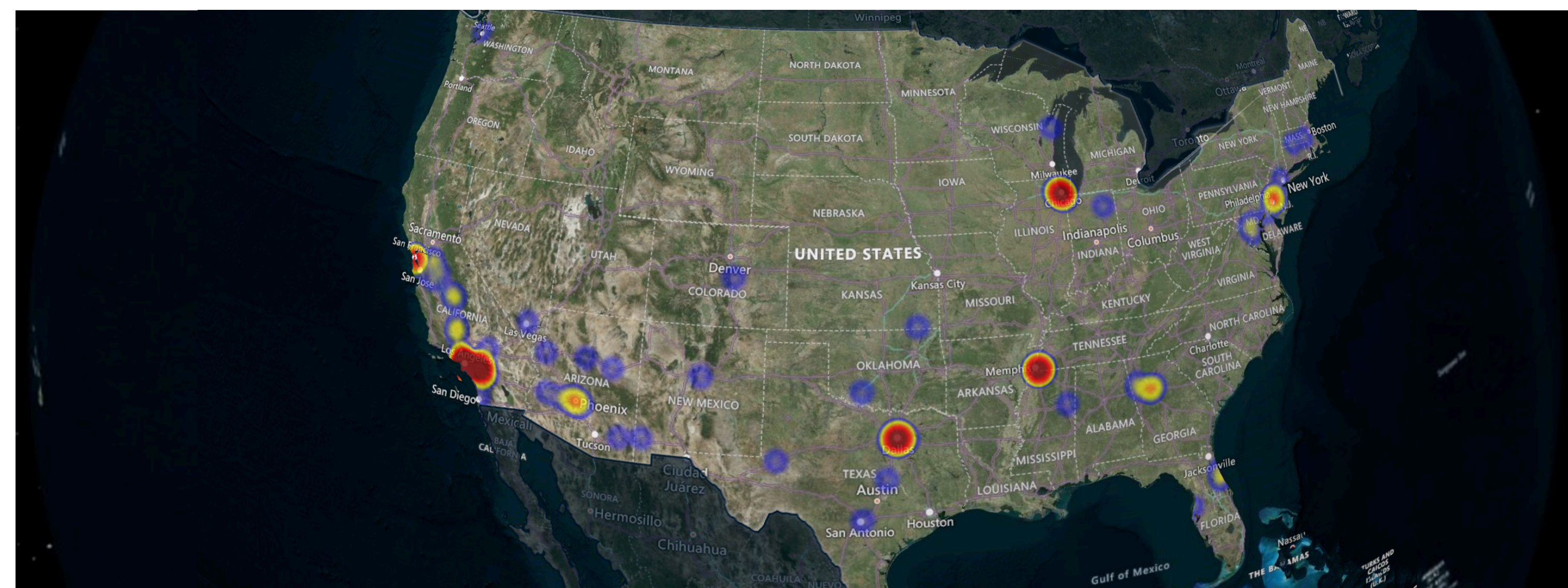
Stanton, California | Electronics | March, 24

Overhaul's GSOC and LE Connect recently played a crucial role in the successful recovery of a shipment of electronics in Southern California. The shipment was detected by Overhaul's GSOC as deviating from its established route and heading towards SOCAL, where it stopped at a warehouse in Stanton, CA. The LE Connect Team was immediately activated and contacted the California Highway Patrol for assistance.

Upon arrival, the officers witnessed electronics being unloaded at the location. However, they were unable to enter the warehouse without a warrant.

The next morning, the California Highway Patrol had the warehouse under surveillance and observed a tractor-trailer arrive and more unknown product being unloaded. Once they obtained the warrant, they locked down the warehouse and detained all suspects.

Upon inspection of the trailer, it was discovered that it was empty and the suspects were in the process of loading the electronics into the newly arrived tractor-trailer. Thanks to the quick actions of Overhaul's GSOC and LE Connect, the cargo was secured and taken back to its origin, preventing any potential loss for the client. This successful recovery is a testament to the effectiveness of Overhaul's logistics risk management software and services in preventing cargo theft and other issues while in transit.





# Q1-2024 CARGO THEFT TRENDS - US

Increase in Total Cargo Thefts vs Q1-2023

**38%**

Average Loss Value

**\$210,597**

Criminals are targetting high-value loads.

Average Cargo Thefts per Day

**4.12**

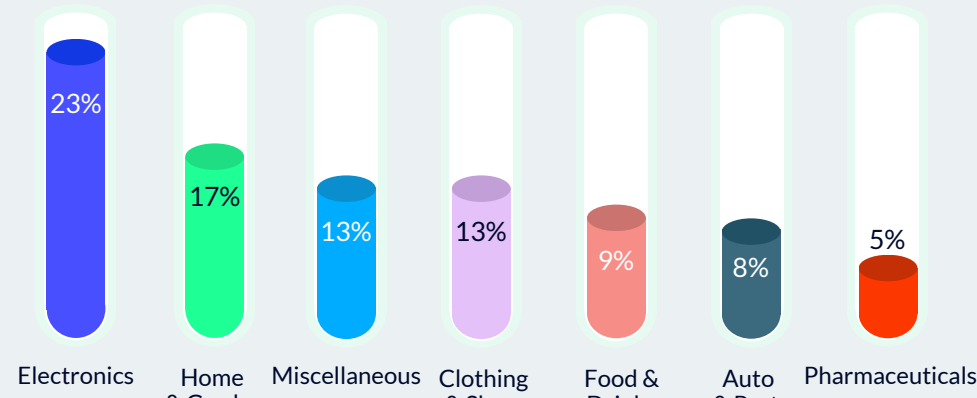
Total Recorded Cargo Thefts

**371**

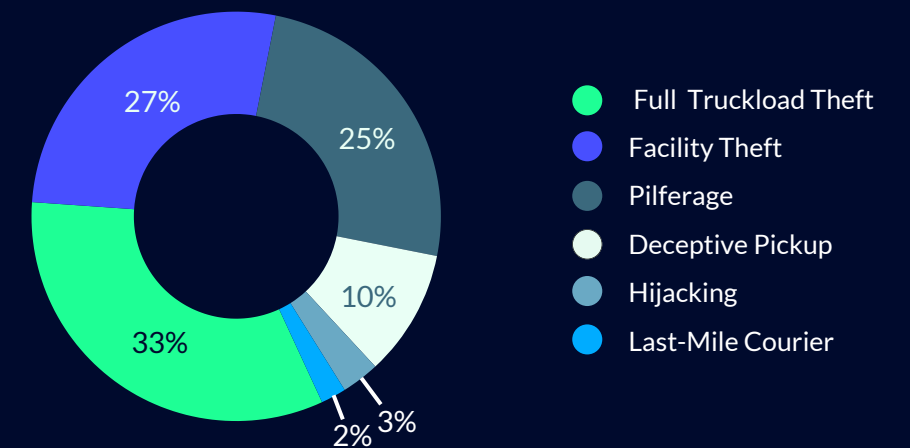
Average Cargo Thefts per Month

**124**

## Cargo Theft by Product Type



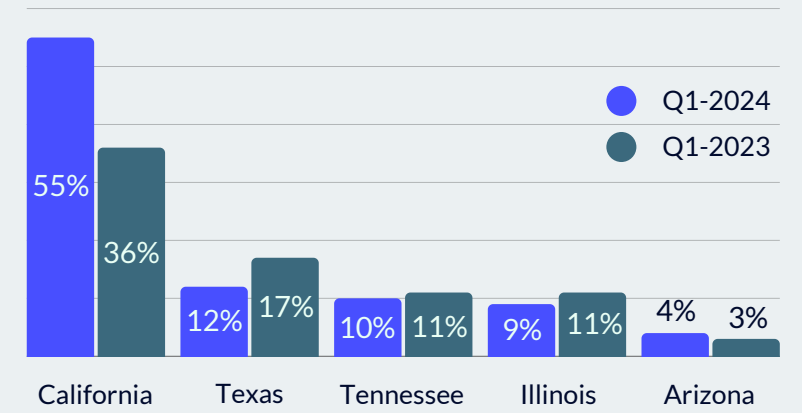
## Cargo Theft by Event



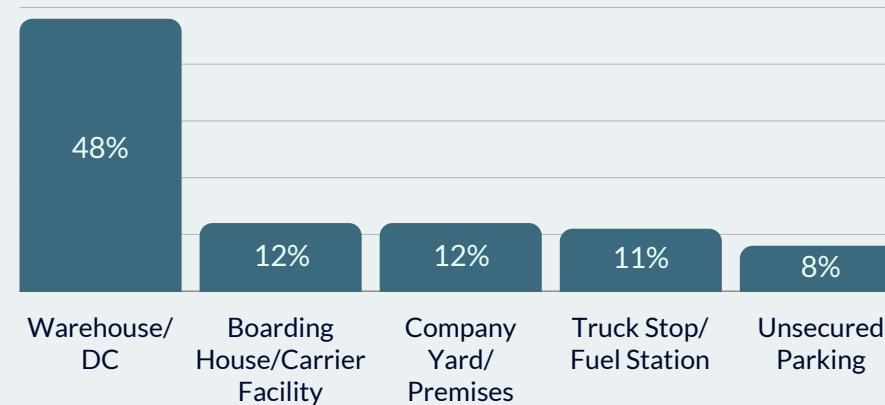
## Cargo Theft by Day



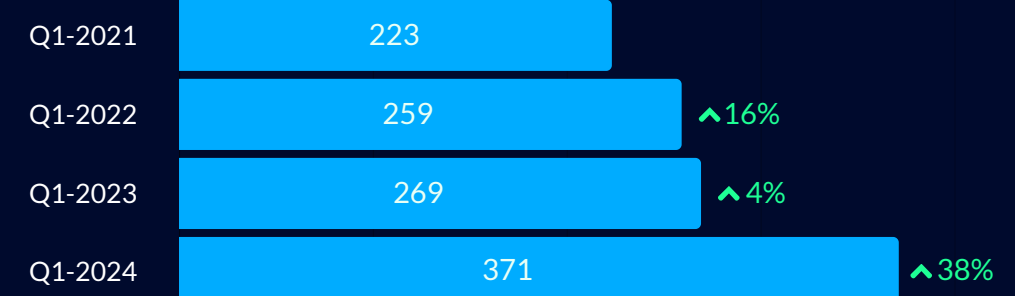
## Top 5 Targeted States



## Cargo Theft by Type of Location

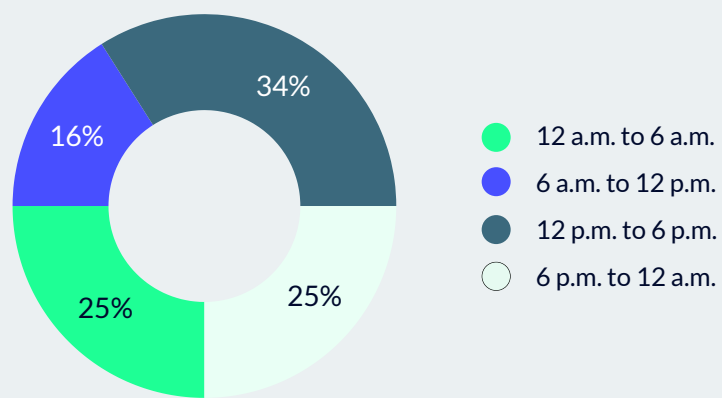


## Cargo Theft Q1 Annual Trends



**-3% predictive base decrease in cargo theft volume for Q2-2024**

## Cargo Theft by Hours



## Highlight - Recovery Case

Stanton, California | Electronics | March, 24

Overhaul's GSOC and LE Connect recently played a crucial role in the successful recovery of a shipment of electronics in Southern California. The shipment was detected by Overhaul's GSOC as deviating from its established route and heading towards SOCAL, where it stopped at a warehouse in Stanton, CA. The LE Connect Team was immediately activated and contacted the California Highway Patrol for assistance.

Upon arrival, the officers witnessed electronics being unloaded at the location. However, they were unable to enter the warehouse without a warrant.

The next morning, the California Highway Patrol had the warehouse under surveillance and observed a tractor-trailer arrive and more unknown product being unloaded. Once they obtained the warrant, they locked down the warehouse and detained all suspects.

Upon inspection of the trailer, it was discovered that it was empty and the suspects were in the process of loading the electronics into the newly arrived tractor-trailer. Thanks to the quick actions of Overhaul's GSOC and LE Connect, the cargo was secured and taken back to its origin, preventing any potential loss for the client. This successful recovery is a testament to the effectiveness of Overhaul's logistics risk management software and services in preventing cargo theft and other issues while in transit.

